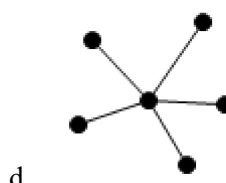
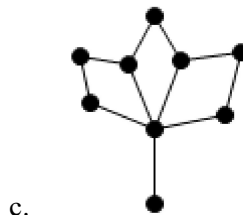
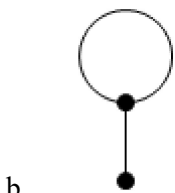
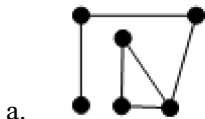


Section 06-10 - Sample Quiz - Tree Graphs

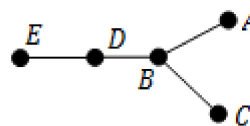
Multiple Choice

Identify the choice that best completes the statement or answers the question.

- _____ 1. **Tree Graphs**
Which graph below is a tree graph?



- _____ 2. **Tree Graphs**
What is the sum of degrees of each vertex for a tree with 5 vertices?



- a. 5
b. 6
c. 8
d. 10

- _____ 3. **Tree Graphs**
How many vertices would a tree graph have if the sum of all the degrees of each vertex is 10?
- a. 6
b. 8
c. 10
d. 12

- _____ 4. **Tree Graphs**
Which tree graph below is equivalent to the one shown at the right?
(Hint: look at the degree of each vertex)

